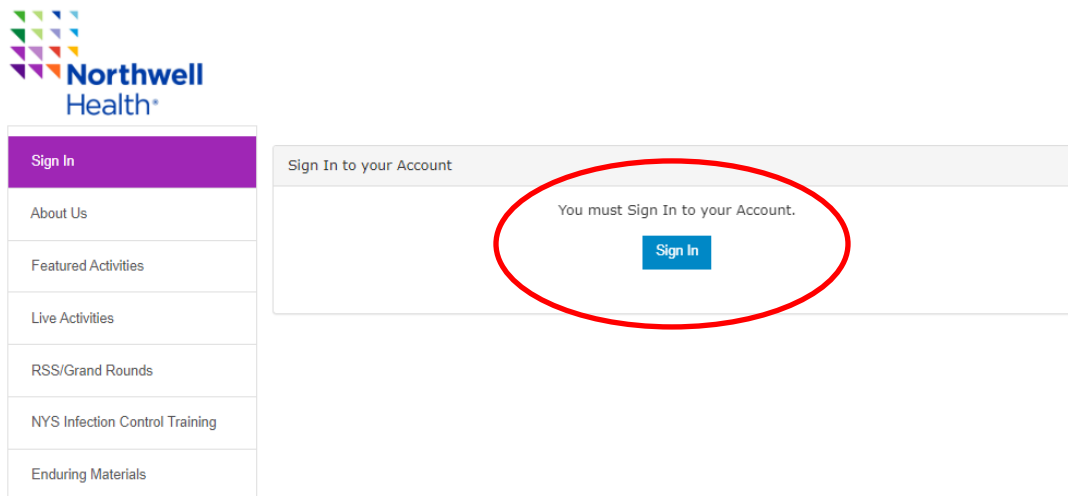


## How to Download Your CME/CE Transcript

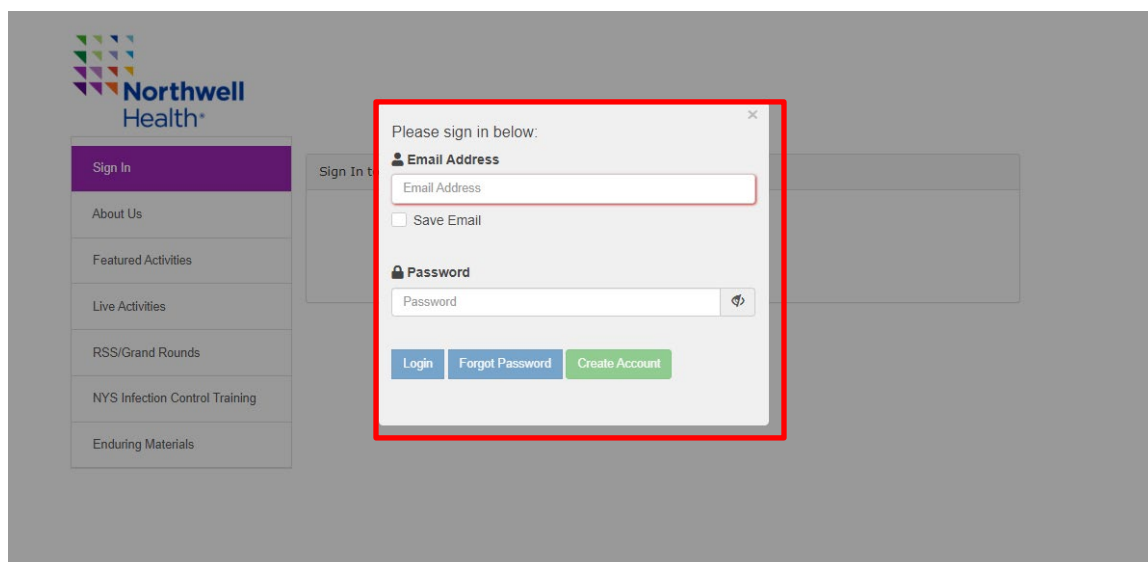
STEP 1: Click the link below to download your **CME/CE Transcript**.

<https://cmetracker.net/NORTHWELL/Publisher?page=pubOpen#/>

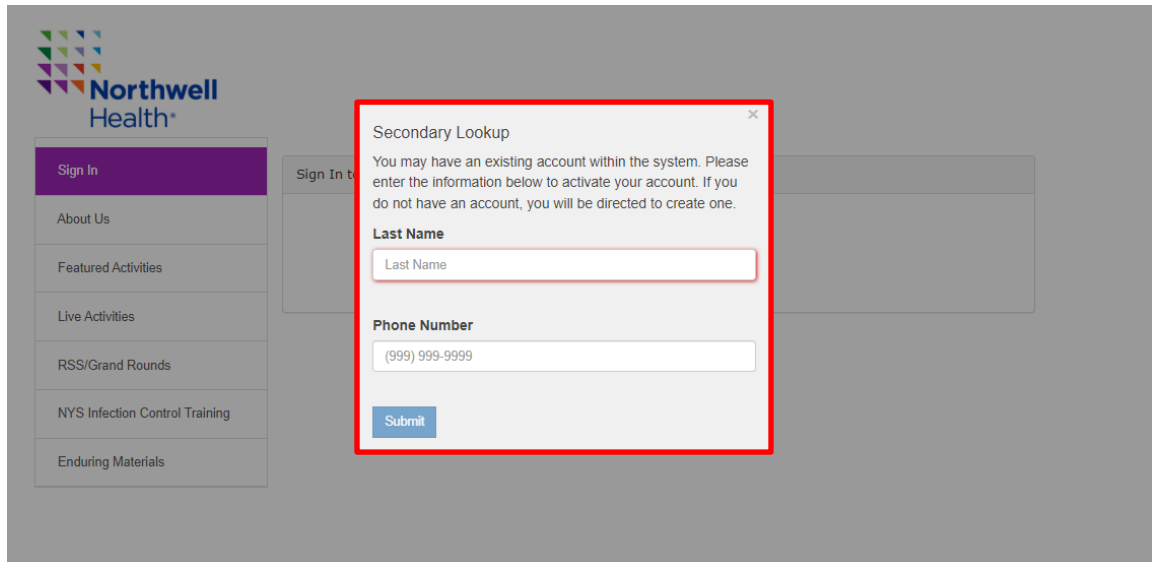
STEP 2: Click on **“Sign In.”**



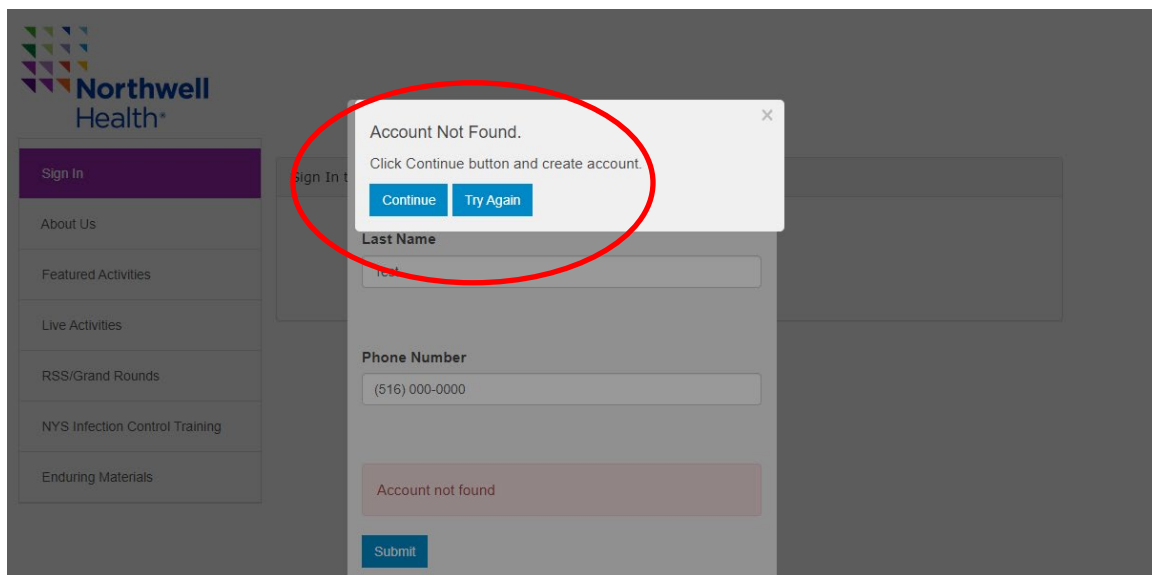
STEP 3: Enter your email address and password:



**\*If you do not think you have an account,** enter your email, and click **Create Account** (It will ask you for your last name and phone number first to make sure you don't have an account).



If you **DO NOT** have an account, please click continue:



Then complete an Online Profile and click “save profile:”

Northwell Health

### Online Profile

[Save Profile](#)

**Account Information**

Email \*

Re-Enter Email \*

Password \*

Re-enter Password \*

**NCC Board**

Not all CME Activities will have NCC Points/Credit

Are you a member of the following boards? ABEM, ASP, ABA, ABO, ABOHNS, ABPath, ABS. \*  Yes  No

**Profile Information**

First Name \*  Preferred Address \*

Last Name \*  Preferred Address 2

Credentials \*  City

Gender  State

Professional Job Title  Zip

Affiliation/Facility  Country

Specialty \*  Phone

Sub Specialty  Are you a Northwell Employee? \*

International Phone #

Department \*

Fields marked with \* are required. Please fill in required fields and click "Save Profile".

[Save Profile](#)

**\*If you forgot your password**, click **Forgot Password**. You will then be emailed an “email code.” Submit code as seen below. You will then be able to reset your password.

Northwell Health

Sign In

About Us

Featured Activities

Live Activities

RSS/Grand Rounds

NYS Infection Control Training

Enduring Materials

Sign In

Email code

Your email address has been recognized in the system, and a email code has been sent to your email. If you do not receive notification, please check your junk/spam mail folder. Please enter email code below.

**Email Code**

Email Code

**Re-Enter Email Code**

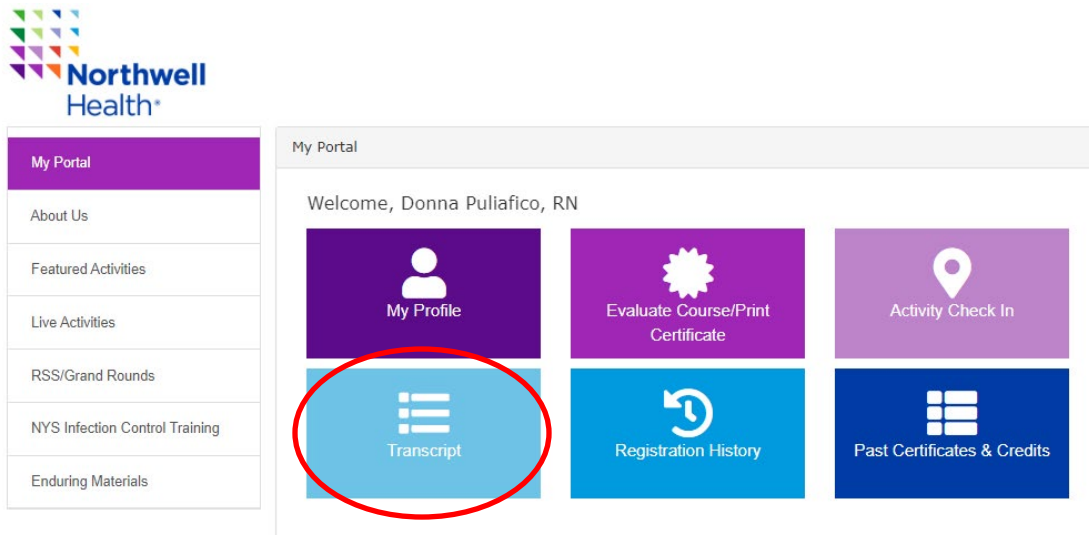
Re-enter Email Code

[Submit](#)

sent.

**IMPORTANT: Please be consistent and use only one email (one profile)** when signing up for Conferences and Regularly Scheduled Series (RSS). This will ensure that your transcript is correct and that you won't have duplicate profiles in our database. Duplicate profiles will create an error.

STEP 4: Once logged in, click "Transcript."



STEP 5: Enter a date range and download your transcript. *Don't forget to enable Pop-Ups and check your Download folder.*

