



myQA[®] iON

Monte Carlo calculations,
Log file analysis, and
3D measurement integration

myQA® iON – Combined Efficiency for Patient QA

The one solution with the highest quality Patient QA, combining Monte Carlo and log file analysis, now allows you to seamlessly integrate your measurement data.

myQA® iON is your distinctive, independent secondary dose Patient QA software environment. It combines log files with a best-in-class SciMoCa™ Monte Carlo algorithm in an accurate and efficient workflow. Quickly and independently assess dose distributions to identify any potential errors or deviations. Validate your most demanding treatment techniques while ensuring patient safety without compromise.

The pairing of myQA® iON and ScandiDos® Delta4 Phantom+® provides you with a unique dual-purpose solution for your pre-treatment and treatment dose verification for all currently available treatment methods and linacs.

Streamlined workflow

– Information is seamlessly shared, resulting in higher efficiency and organization in daily tasks

Simplified user experience

– Effective communication between solutions creates an intuitive and user-friendly experience

Enhanced patient care focus

– A reduction in manual tasks supports an enhanced focus on patient care

Streamlined workflow powered by Monte Carlo accuracy



Monte Carlo

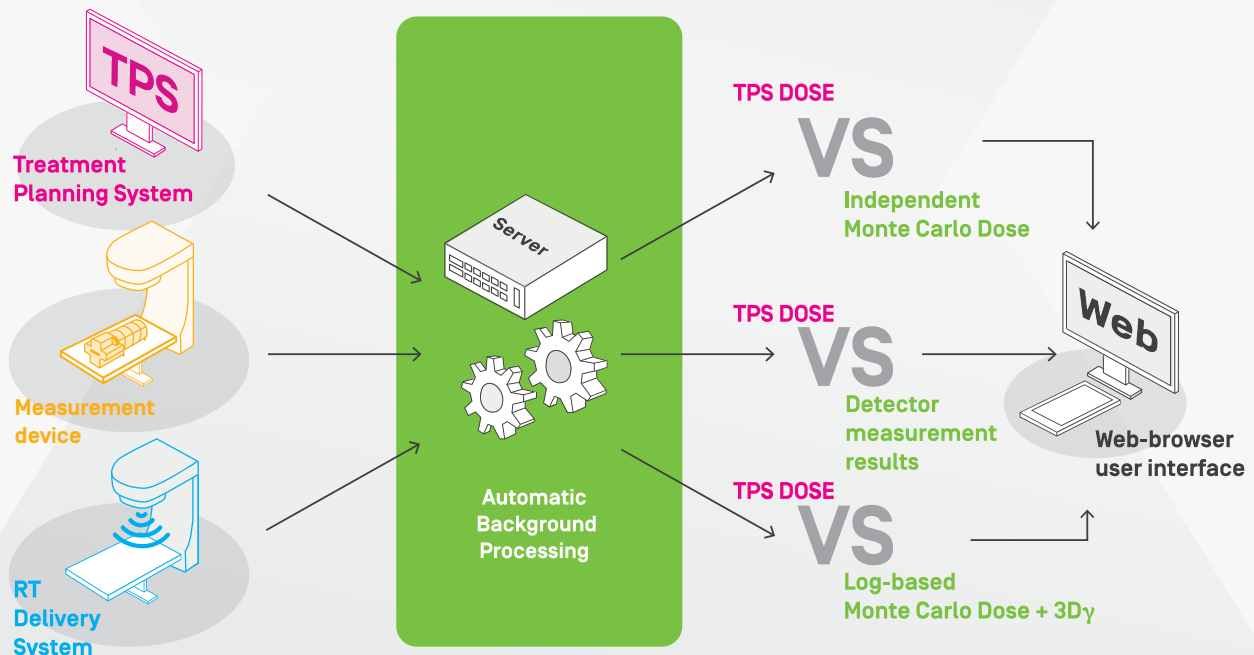
– Achieve accuracy on par with the most advanced TPS systems with the SciMoCa™ Monte Carlo algorithm

Log files

– Enhance your QA with the flexibility to collect log files and document results for individual or all treatment fractions

Measurements

– Measure with Delta4 Phantom+®, the fastest and most accurate 3D verification system for all your Patient QA needs

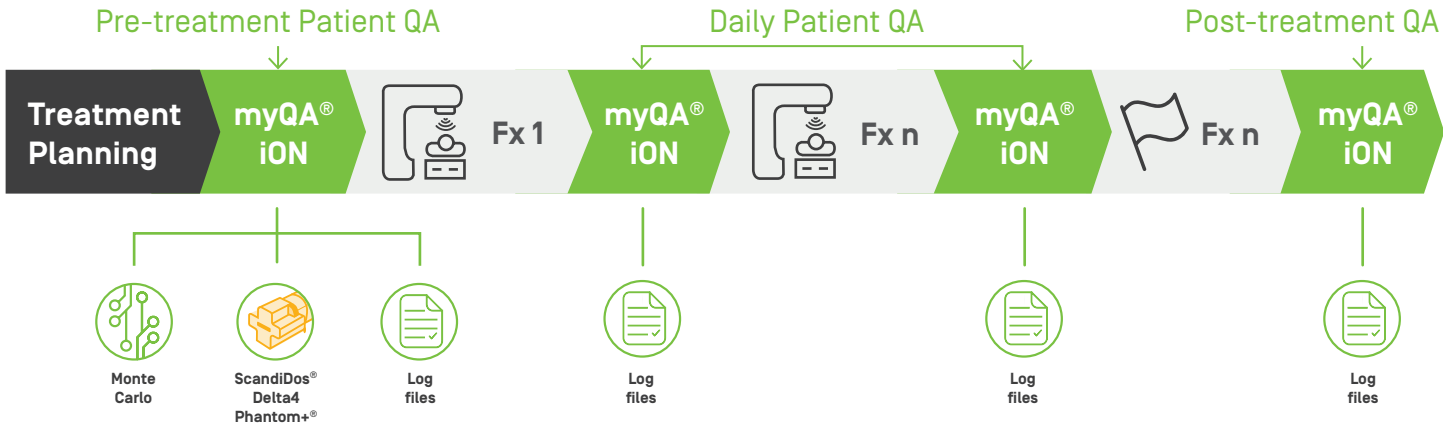


Gamma pass rate trending over time with log file analysis assists with correction decisions at the linac.



"myQA® iON provides a high level of automation and an easy overview of all patient QA tasks. The Monte Carlo algorithm provides high specificity and sensitivity to capture real clinical errors. myQA® iON's accuracy and performance give us high confidence in our patient QA processes. With the log file analysis, we can track the given dose of the accelerator. This happens automatically in the background."

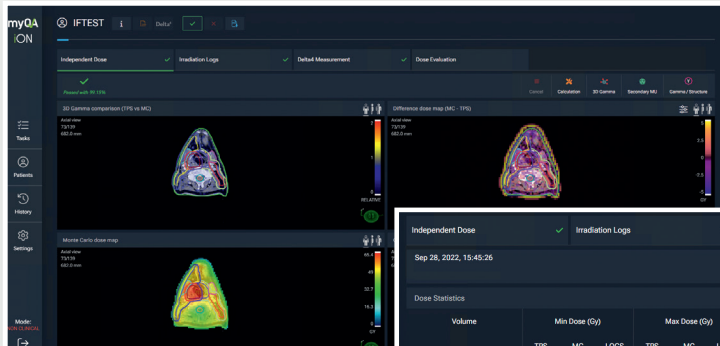
Dr. Stephan Dröge, Chief Medical Physicist, Lung Clinic Hemer, Germany



Intuitive and User-friendly

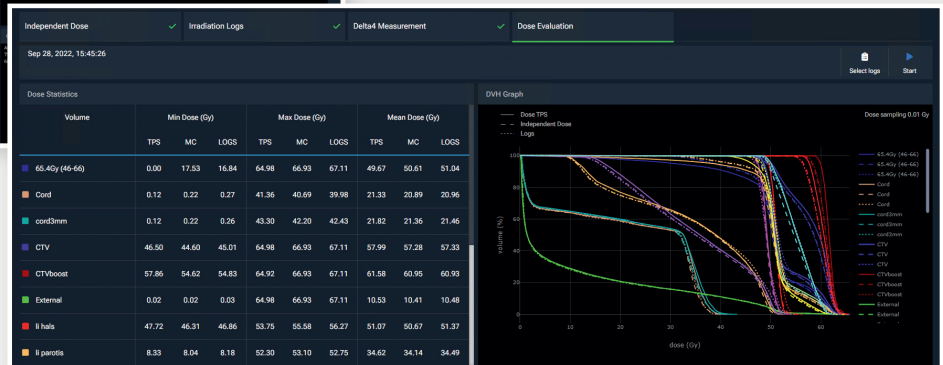


- Measure with the most accurate 3D verification system
- Enjoy completely wireless design
- Verify your patient data in one single location and access your data from anywhere with browser-based access
- Get instant results



Detailed 3D gamma analysis between TPS and log-based reconstructed dose with Monte Carlo

Full overview of the TPS and Monte Carlo dose comparison in one screen with 3D gamma analysis and dose difference



Focus on Patient Care



Highest accuracy for pre-treatment verification and during every fraction

- Tracking of patient delivery through every fraction
- Scalable and flexible - allows you to choose your preferred method: Monte Carlo calculations, log files, or 3D measurements
- One solution for multiple linac types [see Supported Systems section]



Discover more about myQA iON RT
iba-dosimetry.com/product/myqa-ion-radiation-therapy

Supported Systems

		Additional information
Treatment techniques	All photon and electron treatment techniques	<ul style="list-style-type: none"> _3D-with and without wedged fields _IMRT, IMAT, VMAT _SBRT, SRS, SRS cones
Treatment machines	<p>Elekta® - all C-arm machines Varian® - all C-arm machines Varian® - Halcyon® and Ethos™ Accuray® - Radixact® & TomoTherapy®</p> <p><i>CyberKnife®, Zap-X® and MR-linac compatibility coming soon</i></p>	<ul style="list-style-type: none"> _All photon and electron energies supported -All MLC devices supported _Both custom and standard beam models supported -Log files supported: <ul style="list-style-type: none"> .ivx, trajectory logs, DynaLog
Treatment Planning Systems	All TPS capable of DICOM-RT export	—

Recommended Server Requirements

	Recommended Specifications
CPU	24 cores
RAM	64 GB
Operating System	Windows Server 2016 or 2019*
Supported Web-Browser	Chrome™, Firefox™
Free Hard Disk Space	2x 6TB HDD drives

*Monte Carlo (MC) dose engines are optimized to run on Intel®-based servers on the system requirements for both myQA® iON PT and myQA® iON RT

All product and company names are trademarks™ or registered® trademarks of their respective holders. Use of them does not imply any relationship, sponsorship, or endorsement between IBA or its products and the owners of these trademarks.

myQA-iON-RT_Rev.2-1223-E | © IBA 2023 | All rights reserved | Technical specifications and product features are subject to change without prior notice.

Certified



Corporation

IBA Dosimetry

Independent & Integrated Quality Assurance

Europe, Middle East, Africa | +49-9128-6070

North America and Latin America | +1 786 288 0369

Asia Pacific | +86-10-8080-9288

dosimetry-info@iba-group.com | iba-dosimetry.com

[LinkedIn.com/company/iba-dosimetry-gmbh](https://www.linkedin.com/company/iba-dosimetry-gmbh)

[x.com/ibadosimetry](https://www.x.com/ibadosimetry)

